

HEALING BREAST IMPLANT ILLNESS SOCIETY OF NORTH AMERICA

Financial Statements

Year Ended August 31, 2021

(Unaudited - See Notice To Reader)

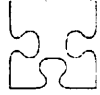
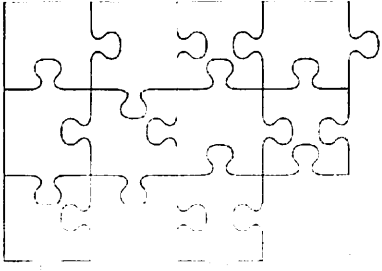
HEALING BREAST IMPLANT ILLNESS SOCIETY OF NORTH AMERICA

Index to Financial Statements

Year Ended August 31, 2021

(Unaudited - See Notice To Reader)

	Page
NOTICE TO READER	1
FINANCIAL STATEMENTS	
Statement of Financial Position	2
Statement of Revenues and Expenditures	3
Statement of Changes in Net Assets	4
Notes to Financial Statements	5



**Robbins &
Company**
Chartered Professional Accountants

PO Box 1539
1 – 220 Island Hwy
Parksville, BC
V9P 2P3
☎ 250.248.3142
☎ 250.586.3142
robbinsandco.ca

NOTICE TO READER

On the basis of information provided by management, we have compiled the statement of financial position of Healing Breast Implant Illness Society of North America as at August 31, 2021 and the statements of revenues and expenditures and changes in net assets for the year then ended.

We have not performed an audit or a review engagement in respect of these financial statements and, accordingly, we express no assurance thereon.

Readers are cautioned that these statements may not be appropriate for their purposes.

Parksville, British Columbia
November 3, 2021

ROBBINS & COMPANY
CHARTERED PROFESSIONAL ACCOUNTANTS

HEALING BREAST IMPLANT ILLNESS SOCIETY OF NORTH AMERICA


Statement of Financial Position

August 31, 2021

(Unaudited - See Notice To Reader)

	2021	2020
ASSETS		
CURRENT		
Cash	\$ 87,688	\$ 84,952
Prepaid expenses	1,006	1,091
	<u>88,694</u>	<u>86,043</u>
EQUIPMENT (Note 3)	658	1,462
INTANGIBLE ASSETS	<u>6,532</u>	<u>6,532</u>
	<u>\$ 95,884</u>	<u>\$ 94,037</u>
LIABILITIES		
CURRENT		
Accounts payable	\$ 4,852	\$ 1,700
NET ASSETS		
Invested in capital assets	657	1,462
Unrestricted	<u>90,375</u>	<u>90,875</u>
	<u>91,032</u>	<u>92,337</u>
	<u>\$ 95,884</u>	<u>\$ 94,037</u>

APPROVED BY SOLE DIRECTOR



Director

The accompanying notes are a part of these financial statements

HEALING BREAST IMPLANT ILLNESS SOCIETY OF NORTH AMERICA

Statement of Revenues and Expenditures

Year Ended August 31, 2021

(Unaudited - See Notice To Reader)

	2021	2020
REVENUE	\$ 79,519	\$ 131,700
EXPENSES		
Advertising and promotion	1,000	-
Amortization	804	555
Bank charges	2,649	2,120
Insurance	-	525
Meals and entertainment	198	-
Memberships	975	-
Office	728	1,063
Society member support	1,610	-
Professional fees	2,213	2,984
Telephone	865	-
Utilities	1,685	1,489
Wages and benefits	68,097	68,097
	80,824	76,833
EXCESS (DEFICIENCY) OF REVENUE OVER EXPENSES	\$ (1,305)	\$ 54,867

HEALING BREAST IMPLANT ILLNESS SOCIETY OF NORTH AMERICA

Statement of Changes in Net Assets

Year Ended August 31, 2021

(Unaudited - See Notice To Reader)

	Invested in capital assets	Restricted	Unrestricted	2021	2020
NET ASSETS - BEGINNING OF YEAR	\$ 1,462	\$ -	\$ 90,875	\$ 92,337	\$ 37,470
DEFICIENCY OF REVENUE OVER EXPENSES	(805)	-	(500)	(1,305)	54,867
INVESTMENT IN CAPITAL ASSETS	-	-	-	-	-
NET ASSETS - END OF YEAR	\$ 657	\$ -	\$ 90,375	\$ 91,032	\$ 92,337

The accompanying notes are a part of these financial statements

